




Phonics



In This Workshop...



Aims:

- To know a little bit about the teaching of phonics
- To know some top tips for helping children
- To work through the phonic sounds the children will use
- All about FRED talk and how to do it
- Questions and practicalities


Phonics is Prime

Phonics is the prime strategy for helping children to learn to read

It's not the only strategy!!

It's proven to be the most successful for the majority of children





Sounds versus
the
letter name?

Technical Terminology

- Phoneme – smallest unit of sound
- Grapheme – written representation (not the same as letter names eg; igh)
- Digraph – two letters that make one sound
- Consonant Cluster – two or more consonants that are joined but can be heard individually
- CVC words – consonant, vowel consonant (cat)



Speed Set Sounds



Set 1

m	a	s	d	t
i	n	p	g	o
c	k	u	b	f
e	l	h	sh	r
j	v	y	w	th
z	ch	qu	x	ng
nk				

Speed Set Sounds



Set 2

ay	ee	igh	ow	oo
oo	ar	or	air	ir
ou	oy			

Set 3

ea	oy	oi	a-e	i-e
ow	o-e	u-e	aw	air
are	ur	er	ai	oa
ew	ire	ear	ure	tion
tious	cious			

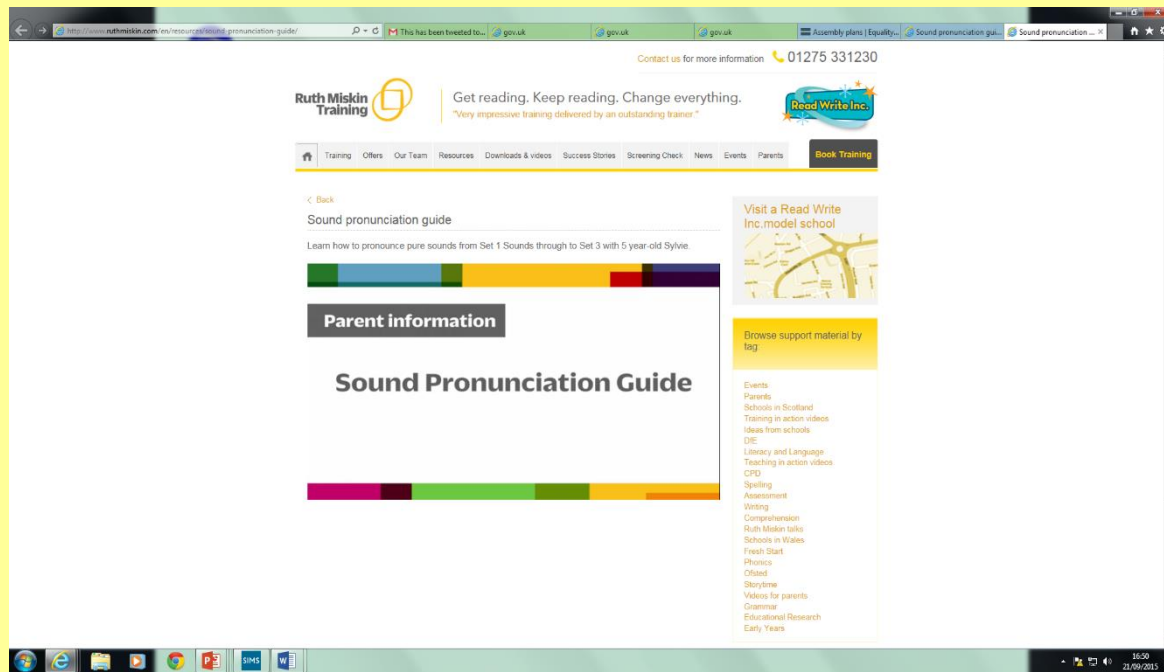
Rhymes to help



- ‘oo’ poo at the zoo
- ‘oo’ look at a book
- ‘ow’ blow the snow
- ‘ow’ brown cow
- ‘ai’ snail in the rain
- ‘ay’ may I play

Demonstration

<http://www.ruthmiskin.com/en/resources/sound-pronunciation-guide/>




Have a go!

No schwas! Keep it bouncy!

Short and sharp!

Look at the card – not me!





FRED Talk

- FRED is the puppet
- He says the sounds and then blends them together
- He gets it wrong a lot (the children love to tell him he is wrong)
- Once he knows a word he can just say it




Lets FRED talk these words





on







mum




slip




flap




crash






tray





girl







glight




flook



gremlin







holiday




fame



pause







cripe



buke





marmalade







temperature



vicious

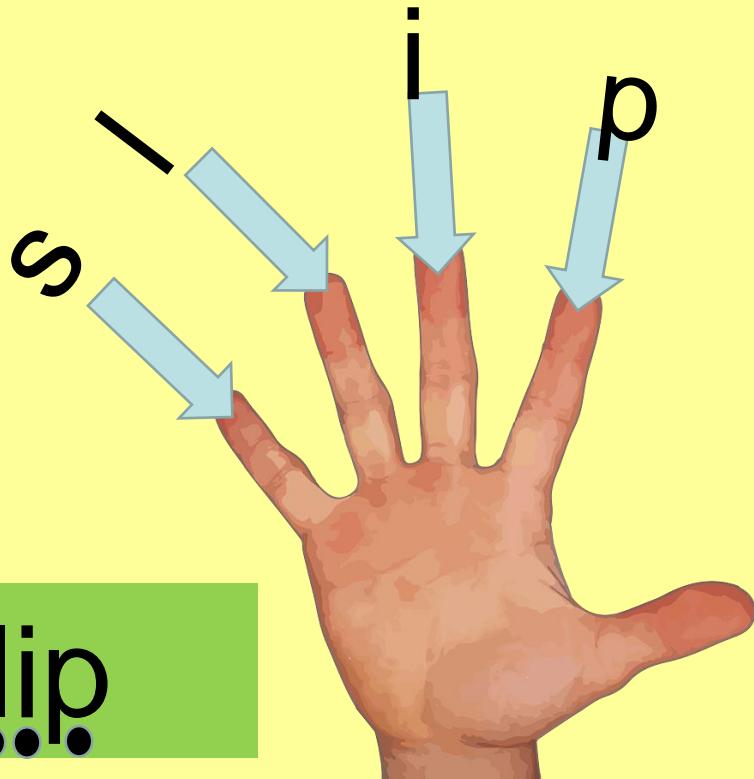


compare



FRED Fingers

- We use our fingers to segment (break down) a word into the individual sounds

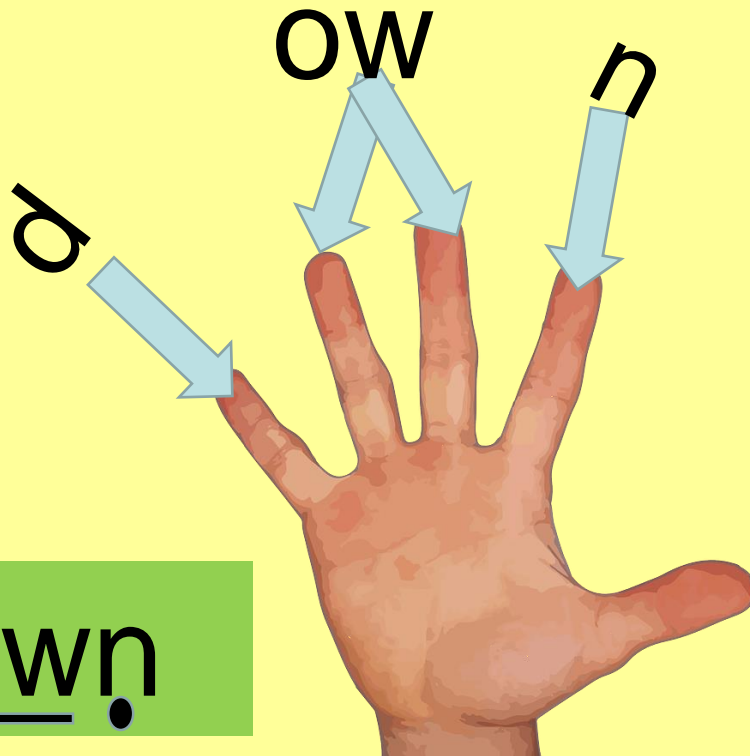


slip



FRED Fingers

- For digraphs we put the fingers together



down



Red Words

- These are words that you cannot use sounds to blend into a word

the

your

said

there

caught

Phonics is important

- Phonics is not the only way into reading
- Reading books at home is just as important
- Using picture clues
- Reading for meaning
- Enjoy the stories
- Enjoy rhyming and playing with words
- Put your h – a - t on please!



m

a

Œ

d


七

i

۱۸

р

g




ℵ

ۛ

u

b




e


l

h

sh




j



ۛ




th



ch

q u



ng

nk

