

Parent Information Workshop for Phonics

Long Ditton Infant and Nursery
School 2021


Welcome and Aims for tonight

- To know the history and science of reading (a little bit!)
- What phonics is and Read Write Inc
- What phonics looks like in our school – what your children will experience
- Practical examples to try and expectations
- Ideas to help at home

- Fire Safety and Toilets!



Phonics



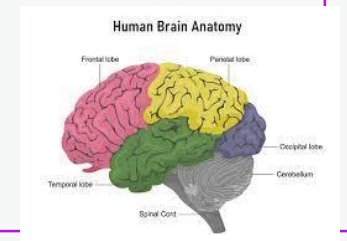
The History and Science of Reading

- 1950 and before rote learning and repetition
- 1960's – phonics
- 70's – immersive environments and catching on
- 1980's and 90's - the simple view of reading
- 2000' s - The literacy hour
- 2011 – the Phonics 'Check'

What is reading?

"The human brain is hardwired to learn to speak but not to learn to read. Children have to be taught explicitly to recognise letters, how these letters link to sounds and how the sounds link together to make words."

"Reading is the process of taking in the sense of letters and symbols and decoding them to give meaning."





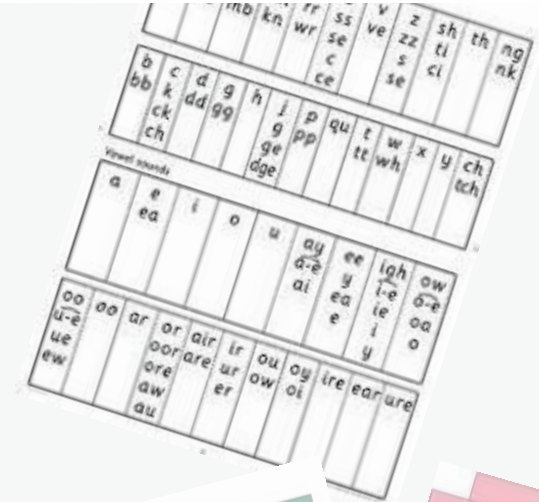
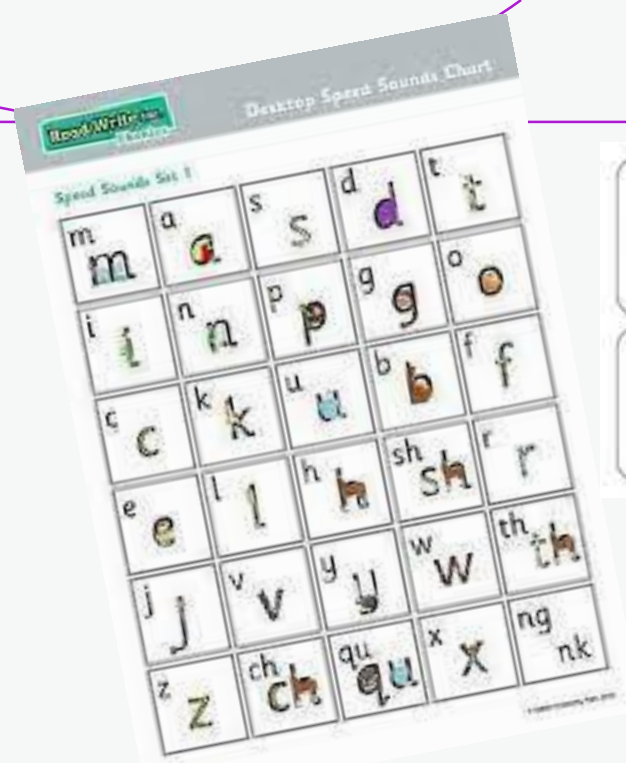
Phonics and Read Write Inc

- Read Write Inc - is a highly structured systematic synthetic phonics scheme
- Building blocks for reading and writing
- Fast paced and fun!
- Teach in school, supported at home
- Information on line for parents and carers
- WARNING - try not to replicate what we do in school, buy books etc. Sometimes this can be confusing for children!



What's it like?

- Speed sounds Set 1, 2, and 3
- FRED – the talking puppet
- Green and Red words
- Group work
- Partner Work
- Support in class



The FRED Lesson Phonics – let's have a go!

Phonemes – the letter sounds

Blending – blending sounds to make a word FRED helps!

Green Words - words that you can sound out – can you use your FRED fingers?

Alien words – they don't make sense but they have a purpose!

Red Words - Key words that you can't sound out – you have to learn by heart

Group/partner work



lair



sigh



stine



grate



star



troy



stir



stroup



street



strop



breek



dray

The Ditties and Story Books

Comprehension

Partner work

Teacher hears read
x2

Always practice
sounds, green and
red words

At Home:

Always encourage
to read every word,
blending and saying
the word if needed

Always ask
questions about
what read

Speed words and
games

Simple Speed Sounds

Consonant sounds - activity

f	l	m	n	r	s	v	z	sh	th	ng	nk
---	---	---	---	---	---	---	---	----	----	----	----

Consonant sounds - activity

b	c	d	g	h	j	p	qu	t	w	x	y	ch
	k											

Vowel sounds - activity

a	e	i	o	u	ay	ee	igh	ow
---	---	---	---	---	----	----	-----	----

Vowel sounds - activity

Vowel sounds - activity

oo	oo	ar	or	air	ir	ou	oy
----	----	----	----	-----	----	----	----

Green words

Read in Fred Talk (pure sounds)

three way high lay batch
know grow own sow bowl

Read in syllables

rad' igh	→	radigh	po ^{ck} ' et	→	po ^{ck} et
fan' tas' tic	→	fantastic	so' lad	→	soled
a' wgy	→	awgy	sho ^{ll} ' ow	→	sho ^{ll} ow
wi ⁿ ' dow	→	wi ⁿ dow	com' post	→	compost
no' row	→	narrow	spo' row	→	sparrow

Read the root word first and then with the ending

seed	→	seeds	week	→	weeks
row	→	rows	slow	→	slowly
grow	→	grown			

Activities within the new 'I Can' books

AFTER READING THE STORY:

Do the Questions to Talk about activity:

Questions to talk about

Read the passage about the children in the picture. Write your answers in the space provided.

Page 17

Page 18

Page 19

Page 20

Page 21

Page 22

Page 23

Page 24

Page 25

Page 26

Page 27

Page 28

Page 29

Page 30

Page 31

Page 32

Page 33

Page 34

Page 35

Page 36

Page 37

Page 38

Page 39

Page 40

(Don't do the Questions to Read and Answer page)




Speed words

Children practise reading the words across the rows, down the columns and in and out of order clearly and quickly.


three	high	fall	stopping	sunny
seeds	window	own	below	slowly
grow	bowl	pull	push	put
they	one	weed	you	your

Home Reading Books

Currently updating them to include more phonetic reading (however reading is not going to be always phonetic so it is still good to read other books)



Always look through the book together looking at the pictures and pointing out any tricky words



Ask lots of questions – expect answers, use the book to help, pictures to clue in ideas

Questions?

