

## **Early Reading**

*In our school we use the Ruth Miskins Read Write Inc Phonics Programme.*

### **Ruth Miskins Read Write Inc**

Website: <https://www.ruthmiskin.com/en/>

Read Write Inc (RWInc) is a phonics programme which helps all children learn to read fluently and at speed so they can focus on developing their skills in comprehension, vocabulary and spelling. The programme is designed for children aged 4-7.

### **An introduction to Read Write Inc**

In Read Write Inc phonics the individual sounds are called 'speed sounds' – because we want your child to read them effortlessly. **Set 1** sounds are the initial letter sounds. These are the first sounds your child will be taught at school. They are taught in the following order. m, a, s, d, t, i, n, p, g, o, c, k, u, b, f, e, l, h, sh, r, j, v, y, w, th, z, ch, qu, x, ng, nk

### **FRED the Frog**



Fred the Frog is an important part of our where the name FRED comes from.

Phonics lessons. This is

Fred can only talk in sounds (Fred talk) and we have to work out what he is saying. For example, he would say d-o-g. We would help him to put the sounds together to say 'dog'.

This video shows blending sounds with FRED.

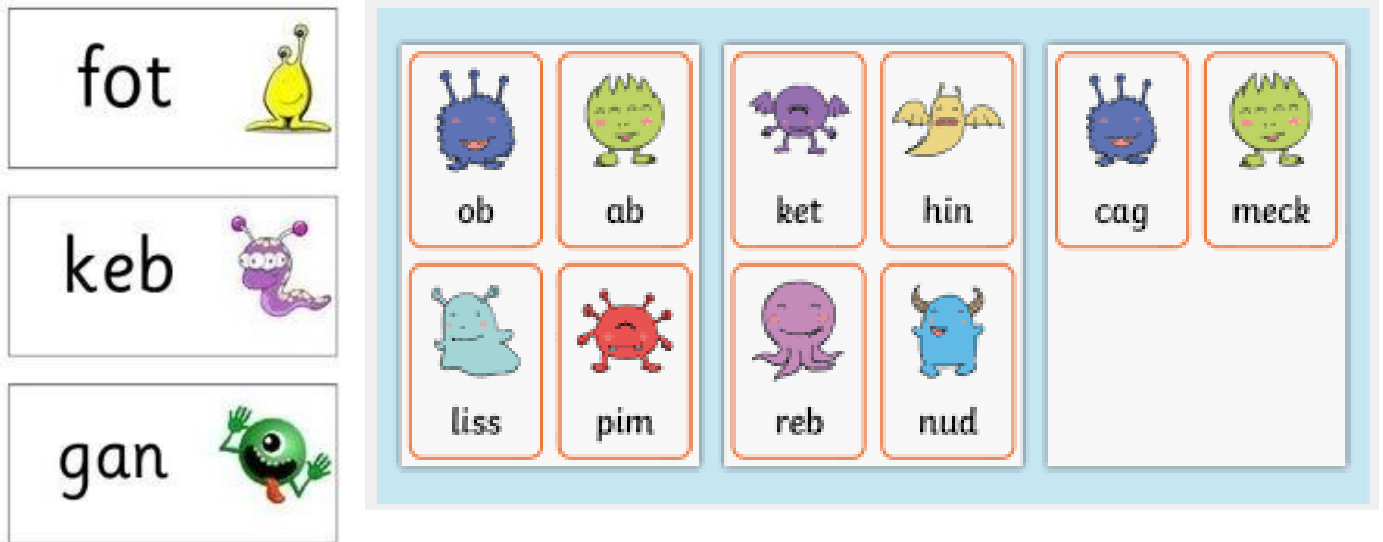
[https://www.youtube.com/watch?v=dEzfpod5w\\_Q](https://www.youtube.com/watch?v=dEzfpod5w_Q)

### **Alien Words (Nonsense words)**



Alien words are words that are made up and can be sounded out. Children need to use their decoding skills to sound out the words and have the confidence to read them even though they don't make sense. In the summer term of Year one the children will have a phonics test. This test will contain Alien words so it is really important that children are used to reading these words.

Here are some examples of Alien words.




These websites have some great Phonics games that your child can play at home. They support the learning of Alien words.

<https://www.phonicsplay.co.uk/resources/phase/2/picnic-on-pluto>

<http://ictgames.com/literacy.html>

Speed sounds Set 1

*Set 1 Sounds*



m	a	s	d
t	i	n	g
o	c	k	u
b	f	e	l
h	sh	r	j
v	y	w	th
z	ch	q	x
ng	nk		

**Red Words (these are words that can't be sounded out)**

I	your	for
no	be	said
my	are	some
of	do	all
the	they	go
me	he	we
to	is	

**Green words (words that can be sounded out)**

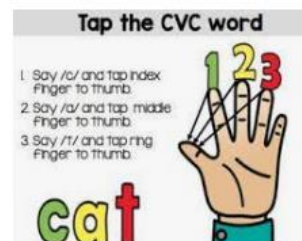
cat	sit	fin	tap	fog
tin	map	lip	let	fat
fan	sip	top	tip	ten
man	men	pat	six	tap
lap	zip	put	lot	zap
it	in	at	up	on
can	lap	pan	box	

### Handwriting linked to Read Write Inc

These are the handwriting rhymes that go with each letter sound. If you would like to practice at home please use the following phrases to help with letter formation so they match what the children are learning in school.

- m Maisie, mountain, mountain
- a round the apple, down the leaf
- s slither down the snake
- d round his bottom, up his tall neck and down to his feet
- t down the tower, across the tower
- i down the body, dot for the head
- n down Nobby, over his net
- p down the plait and over the pirate's face
- g round her face, down her hair and give her a curl
- o all around the orange
- c curl around the caterpillar
- k down the kangaroo's body, tail and leg
- u down and under, up to the top and draw the puddle
- b down the laces to the heel, round the toe
- f down the stem and draw the leaves
- e lift off the top and scoop out the egg
- l down the long leg
- h down the head to the hooves and over his back
- r down his back and then curl over his arm
- j down his body, curl and dot
- v down a wing, up a wing
- y down a horn, up a horn and under his head
- w down, up, down, up
- z zig-zag-zig
- q round her head, up past her earrings and down her hair
- x down the arm and leg and repeat the other side

### Spelling with your Fred Fingers



Children are taught to use their fingers to help them sound out the words they want to write. The children say the word out loud and break it down into its individual sounds. If a word has 3 sounds children hold up 3 fingers, 4 sounds 4 fingers etc. Children then tap each finger as they say the sounds needed in the word then they write the letters that represent each sound.